



F.M.M.



SUGARCRAFT


Project No 20

A SELECTION FROM OUR POPULAR TAPPIT RANGE

CHRISTMAS SET




LARGE NUMBERS



TOY SET



SAFARI ANIMALS



MARINE SET



FRUITS & FLOWERS



SPECIAL OCCASION



DECORATIVE DESIGN



See the FMM Catalogue for the full range of products.

(see overleaf for instructions)

F.M.M. Products are widely available. Contact your local stockist or F.M.M. for further information.

To arrange a Shop, College or Group demonstration contact F.M.M.

Tappits[©]

Tappits are a unique way of creating decorative designs and lettering to suit all levels of sugarcraft from beginners to advanced. It is an easy way to decorate and compliment cakes for all types of occasions.

To achieve good definition it is advisable to use a good quality flower paste.

Dust a non-stick board lightly with a little cornflour or cornstarch, then roll out a strip of the flower paste in the chosen colour, very thinly, as you would for flower petals. Place the strip running top to bottom on the board and lightly dust the surface with cornflour/cornstarch. Select the Tappit, placing the cutter across the strip:

(See Illustration A)

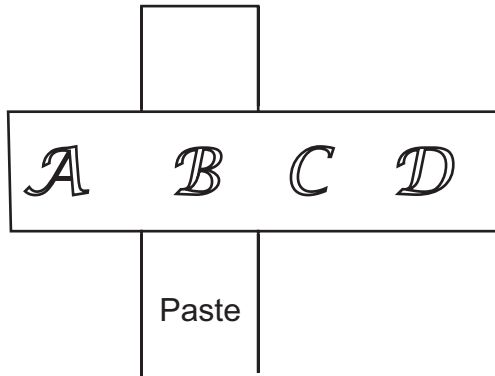


Illustration A



Illustration B

Press the Tappit firmly onto the paste, move the cutter backwards and forwards to get a clean cut. Tilt the Tappit towards you and peel off the excess paste.

If you are using a design Tappit, before releasing the shape gently press down on the design using a finger dusted in cornflour/cornstarch or a piece of sponge foam: this will pick up the fine detail embossing from the cutter.

To remove the design, hold one end of the cutter tapping the other end firmly on the edge of the board/table to release. (See Illustration B)

The shapes can be attached straight away to the cake and secure using an edible glue.

To achieve a two-dimensional effect the design/letter pieces can be dried and used as free-standing decorations. Use royal icing or softened sugar paste to secure in position.

Additional colour may be painted onto the dried Tappit designs using a selection of paste or dust colours mixed with a little clear alcohol.

The full list of our current Tappits are as follows:-

Alphabet Set Upper Case & Numbers

Alphabet Set Lower Case

Celebration Set

Decorative Design Set

Farmyard & Domestic Animals Set

Hearts & Cherubs Set

Marine Set

Special Occasions Set

Toy Set

Alphabet Set Script Upper Case & Number

Alphabet Set Script Lower Case

Christmas Set

D.I.Y. & Gardening Set

Flower & Fruit Set

Large Number Set

Music & Sport Set

Safari Animal Set

F.M.M. Unit 5, Kings Park Industrial Estate, Primrose Hill, Kings Langley, Herts. WD4 8ST

Tel: 01923 268699 Fax: 01923 261226 e-mail: clements@f-m-m.demon.co.uk